

Vail Pass Rest Area - I-70 MM 190
Elevation \approx 10,600'

CDOT Region #3



Summary Observations

An on-site ADA survey was conducted July 16, 2016, by Patrick Going, ADA Consultant. All observations are based on the *2010 ADA Standards for Accessible Design*. These Standards may be found at www.access-board.gov.

This is a very popular rest area and is available for either west or east bound traffic. It serves as a way-point for the many cyclists riding Vail Pass. It provides upper and lower parking areas, picnic tables, convenient restrooms, and other basic amenities. It is accessible to people with disabilities and is well maintained.

Parking

In the main/lower parking area there are 55 parking spaces for autos with four (4) designated accessible parking spaces. **None** of the accessible spaces is marked 'van.' There is an adjacent parking area for RVs and trucks. This RV/truck parking area does not have defined spaces - but should handle 25 large vehicles.

The upper parking area does not have an accessible route to the restrooms and other building amenities. As such, there is no designated accessible parking spaces. This area seems to be more for long-term parking for hikers, cyclists, and people coming to snow mobile.

Path-of-Travel

The route from the four current accessible parking spaces to the building is a long ramp with a level landing midway. It is challenging but should be manageable for most people with a mobility impairment. There is a less steep ramp at the south side of the parking area although there are not any designated accessible parking spaces nearby.

Rest Rooms

The men's and women's restrooms are ADA compliant with the exception they do not have a full-size accessible toilet stall. There is an 36" wide ambulatory toilet stall in each restroom. There is a portable toilet (aka porta-john) at the edge of the accessible parking spaces. However, this is only available periodically when the permanent restrooms are not available due to cleaning or other maintenance. See picture below.

Vending Machines, Picnic Tables, and Visitor Information





The vending machines, visitor information, and several picnic tables are accessible.

Dog Relief Areas

There are numerous areas for 'dog relief'.

ADA Graded Summary*
**Based on 2010 ADA Standards for Accessible Design*



Parking 	Path-of-Travel to Building/Services 	Restrooms 	Vending/Picnic Tables 
---	---	--	---

Recommendations	
Description	Priority
Designate a 'van' space & add 'van' to vertical post.	Immediate
Refresh faded paint at accessible parking spaces.	Soon
Pave small section of sidewalk that leads to accessible parking and ramp on north side	Soon
Construct a full-size accessible toilet stall in each restroom	Soon







Ramp on south area of parking

Good ramp. Refresh faded sign on pavement that says 'No Bikes'



Ramp from 4 accessible parking spaces. Another ramp available on south side






'Women Only' When Main Restrooms Being Cleaned



No full-size accessible toilet stalls - only ambulatory





Elaborate solution for vandalism!



OK benches



